

Freebie!

Dinosaurs!

A Sight Word Game

Featuring words
typically taught in
Kindergarten &
First Grade

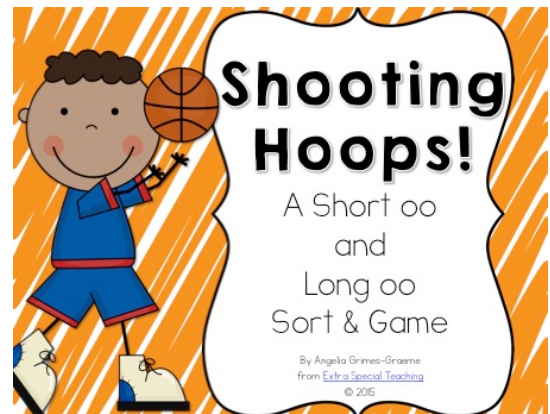
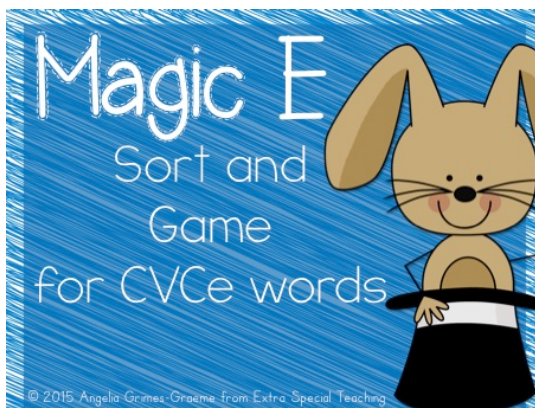

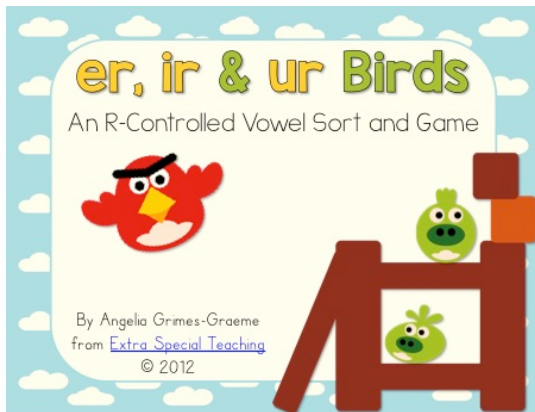
By Angelia Grimes-Graeme from
[Extra Special Teaching](#)

© 2015



Games

You may be interested in some of my other sight word and phonics games.

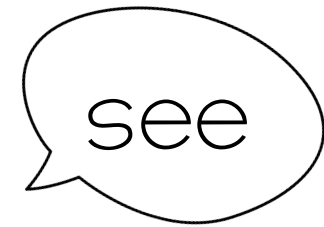



Teacher Tips:

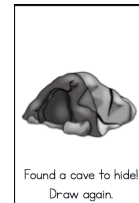
- I always teach rules and expectations for game playing before allowing independent play.
- Before independent play, I teach students a method to choose who goes first (i.e. rock, paper, scissors).
- I often use games as a warm-up to small group time. I usually set a timer and students will “speed” play.
- During small group, students are only allowed to keep the card if they read the word correctly. If not, I keep their card. Students like to try and “beat” me by having more cards than I get to keep.
- If students pull a “Take a card from a friend” I do not let them keep the card unless they read the card correctly.
- If I see a student has their card taken too often, I will make a rule that you can only have your card taken once.

I can play...


1. Draw a card and read.




2. Special Cards




Pick another card and read the word.



Put the card back. Next player picks a card.




Nicely ask another player for their card. Read the word.




a



the




and




go




had




he




see




has




you



like




me




my




play




we




of




in




have



is




it




can




am




at




to




as




red



yellow




blue




green




his




him




on




not




white



pink




gray




did




purple




orange



brown




black




all



look




with




her




girl




for




but




up




that



here




make




down




what




was




were




said




out



do




little




when




they




some



there




boy




eat



I




good




where




then




be




she




come




come



little




does




very




them



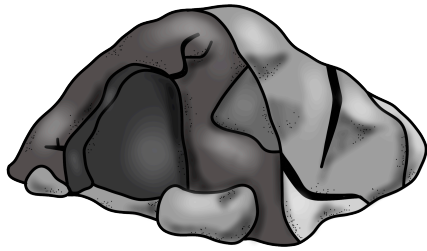
an




make




her




Found a cave to hide!
Draw again.



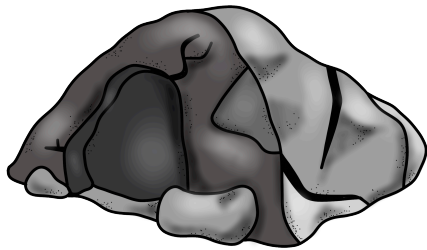
Volcano erupts!
Lose a turn.



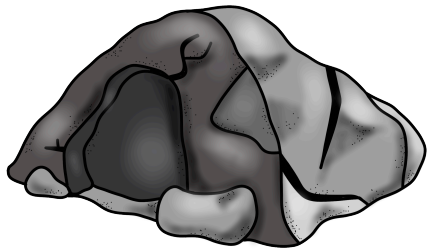
Volcano erupts!
Lose a turn.




Volcano erupts!
Lose a turn.




Found a cave to hide!
Draw again.



Found a cave to hide!
Draw again.



Sabre Tooth tiger
chases you! Take a
card from a friend.





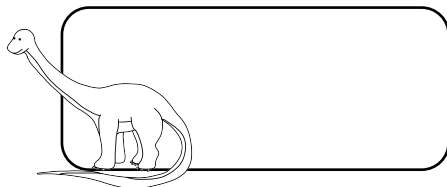


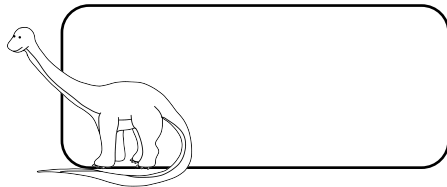


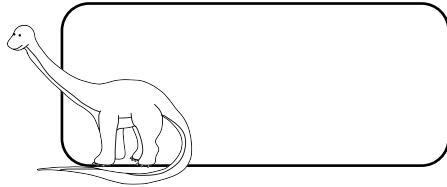
Sabre Tooth tiger
chases you! Take a
card from a friend.

Name: _____

Date: _____

Dinosaurs!

Directions: Write the words you picked while playing Dinosaurs!



Directions: Use one of the words in a sentence.

Thank you!

Thank you for your purchase!

This item is intended for a single classroom.
Please do not copy and redistribute my work.

If you have any questions or concerns,
please email me at

extraspecialteaching@yahoo.com

Please visit me at my blog

<http://extraspecialteaching.blogspot.com>

for more free activities and resources.




Come follow me!



Credits

Thank you to the talented artists below who are used in my products.

Graphics



Fonts

