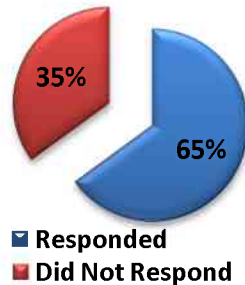


# 2010 Parent Satisfaction Survey Summary

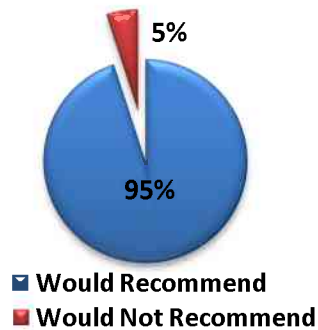
## Response Rate

Sixty-five percent (65%) of Bear Creek Community Charter School parents responded to the anonymous Parent Satisfaction Survey that was mailed to their residence along with a self-addressed and stamped envelope.



## Overall

Ninety-five percent (95%) of the parents responded that they would recommend Bear Creek Community Charter School to other parents.



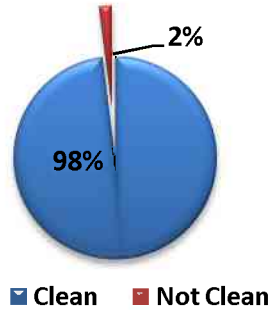
## Safety

Ninety-nine percent (99%) of the parents responded that they feel their child is safe while attending school.



### Cleanliness

Ninety-eight percent (98%) of the parents responded that they feel the building and grounds are clean.



### Academics

Ninety-three percent (93%) of the parents responded that they feel the school provides instructional programs that challenge their child.

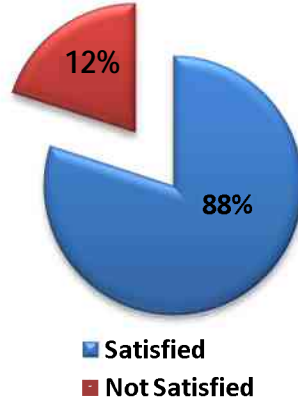


Eighty-six percent (86%) of the parents responded that they feel the school holds high academic expectations for students. Ten percent (10%) of the parents responded that they feel the school does not hold high academic expectations for students. Four percent (4%) of the parents responded that the school's academic expectations are too high.

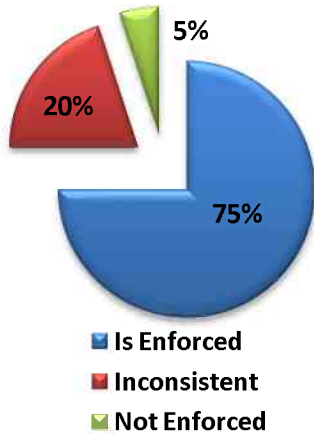


**Behavior & Discipline**

Eighty-eight percent (88%) of the parents responded that they are satisfied with the manner in which discipline issues are handled by the school.

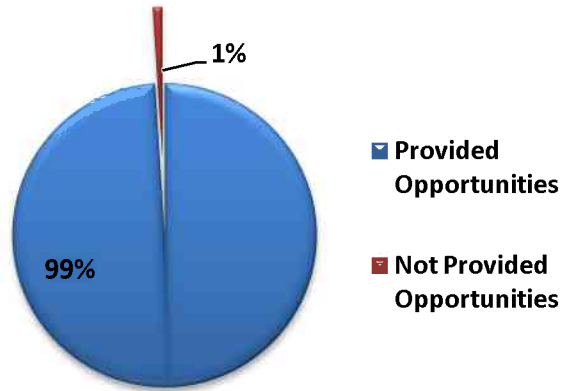


Seventy-five percent (75%) of the parents responded that they feel the school enforces high expectations for student behavior. Twenty percent (20%) of the parents responded that they feel the school's enforcement of high expectations for student behavior is inconsistent. Five percent (5%) of the parents responded that they feel the school does not enforce high expectations for student behavior.

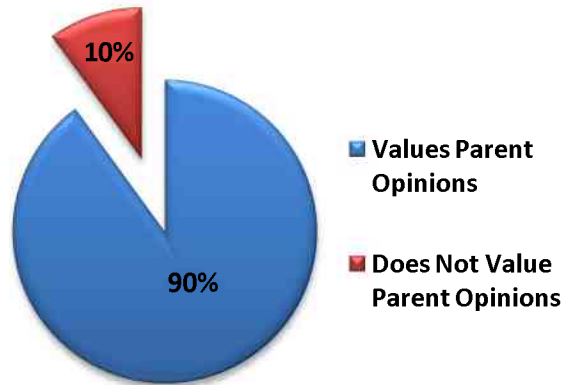


**Parental Involvement**

Ninety-nine percent (99%) of the parents responded that they are provided meaningful opportunities to contribute to the school.



Ninety percent (90%) of the parents responded that they feel the school values their opinions and concerns regarding school and student issues.



Sixty-nine percent (69%) of the parents responded that they attended a PTO meeting.

Thirteen percent (13%) of the parents responded that they attended a Volunteer Advisory Committee meeting.

### **Technology**

1. Ninety-five percent (95%) of the parents responded that they are satisfied with their child's exposure to technology at Bear Creek Community Charter School.

### **Foreign Language**

1. Eighty-six percent (86%) of the parents responded that they feel it is important for their child to be exposed to Spanish as a foreign language.

### **Main Office**

1. Ninety-seven percent (97%) of the parents responded that they feel the office staff is friendly and helpful when they interact with them.

### **School Health**

1. Ninety-seven percent (97%) of the parents responded that they were satisfied with their overall interaction with the School Nurse.
2. Ninety-nine percent (99%) of the parents responded that they feel the School Nurse is accessible to parents.
3. Ninety-eight percent (98%) of the parents responded that they are satisfied with the follow-up they receive from the School Nurse.

### **Food Service**

1. Eighty-four percent (84%) of the parents responded that they are satisfied with the quality of the food services in the school lunch program.
2. Ninety-seven percent (97%) of the parents responded that they are satisfied with the prepayment options and other features of the NutriKids system.
3. Eighty-nine percent (89%) of the parents responded that they are satisfied with the helpfulness of the food service staff.

### **Board of Trustees**

1. Sixteen percent (16%) of the parents responded that they attended a meeting of the Board of Trustees.
2. Ninety-four percent (94%) of the parents responded that they are satisfied with the decisions of the Board of Trustees.